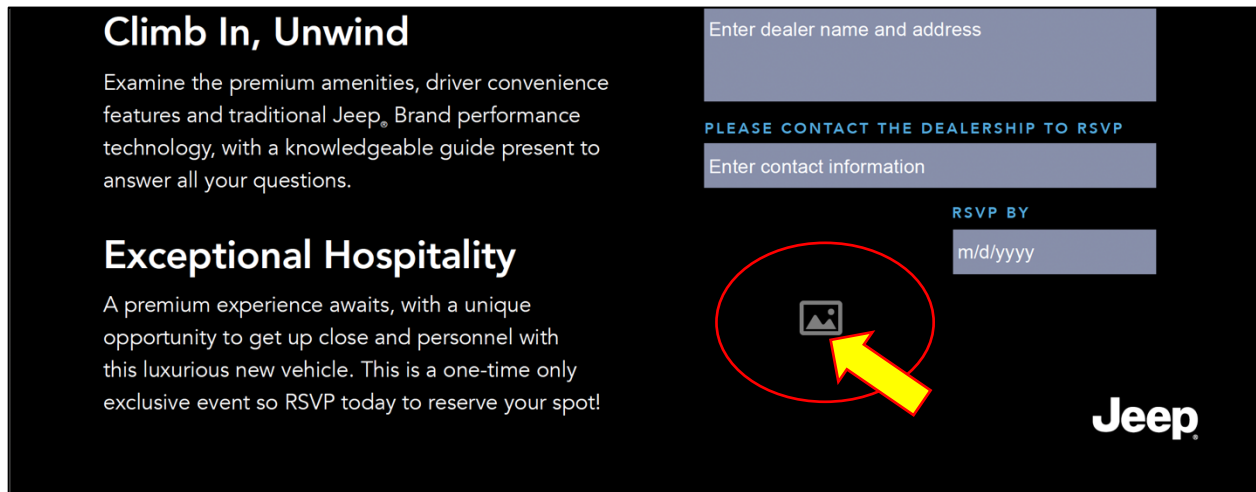




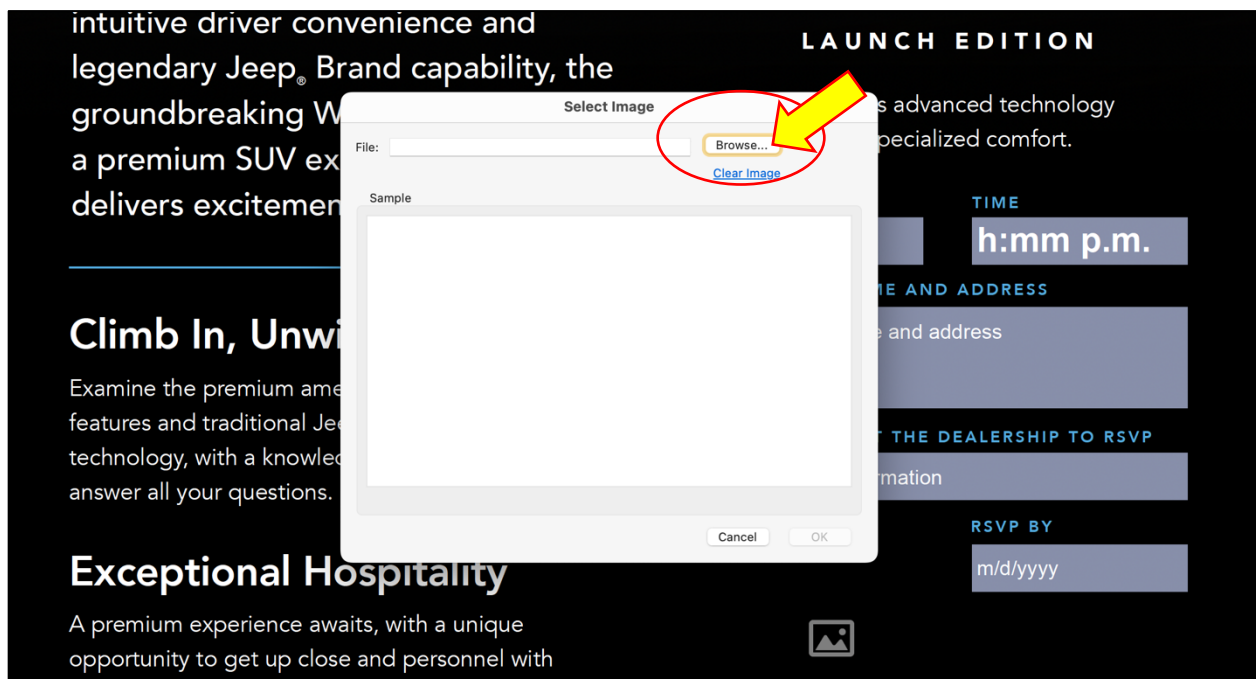
## 1. Customize the Invitation with your dealership's logo

**ADD** your dealership's logo

- Select the photo icon on the invitation



- When the pop up box appears, select "**Browse**" to locate your logo file, then select OK



## Invitation Customization Instructions



2. Fill in the remaining fields with details of your event.

All-Electric Wagoneer S. By bringing together cutting-edge technology, intuitive driver convenience and legendary Jeep® Brand capability, the groundbreaking Wagoneer S offers a premium SUV experience that delivers excitement with every drive.

**Climb In, Unwind**

Examine the premium amenities, driver convenience features and traditional Jeep® Brand performance technology, with a knowledgeable guide present to answer all your questions.

**Exceptional Hospitality**

A premium experience awaits, with a unique opportunity to get up close and personal with

**THE 2024 WAGONEER S LAUNCH EDITION**

Explore its advanced technology and specialized comfort.

**DATE**  
10/10/2024

**TIME**  
6:30 p.m.

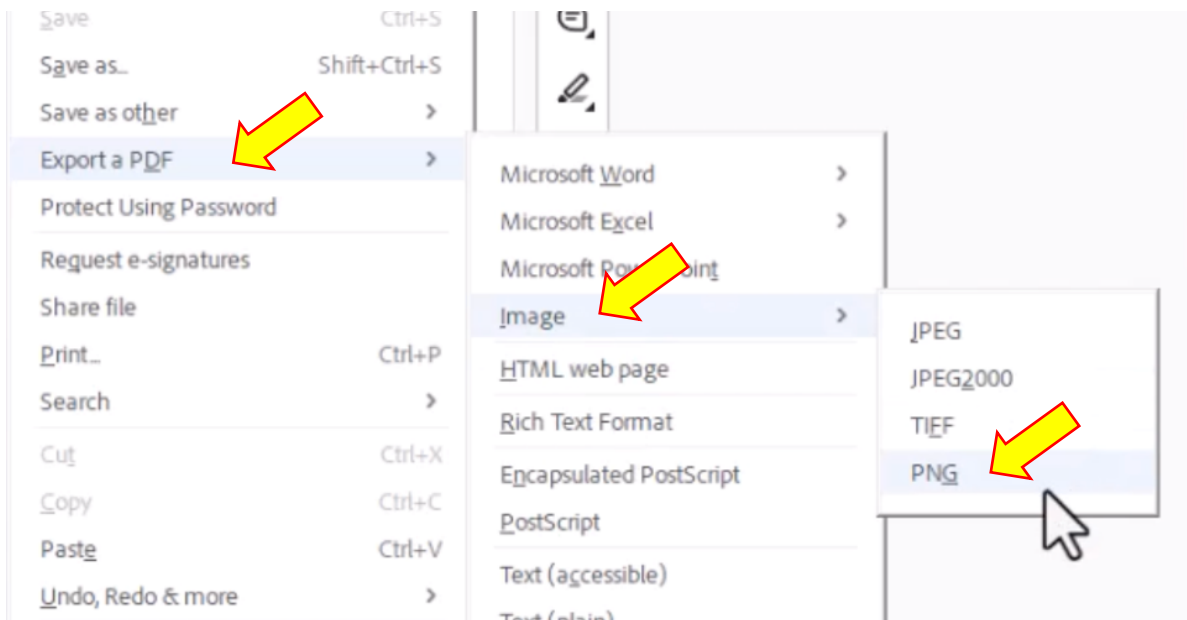
**DEalersHIP NAME AND ADDRESS**  
Anytown Dealership  
123 Road St.  
City, State 12345

**PLEASE CONTACT THE DEALERSHIP TO RSVP**  
123.456.7890 or contact@email.com

**RSVP BY**  
10/02/2024

**SAMPLE LOGO**

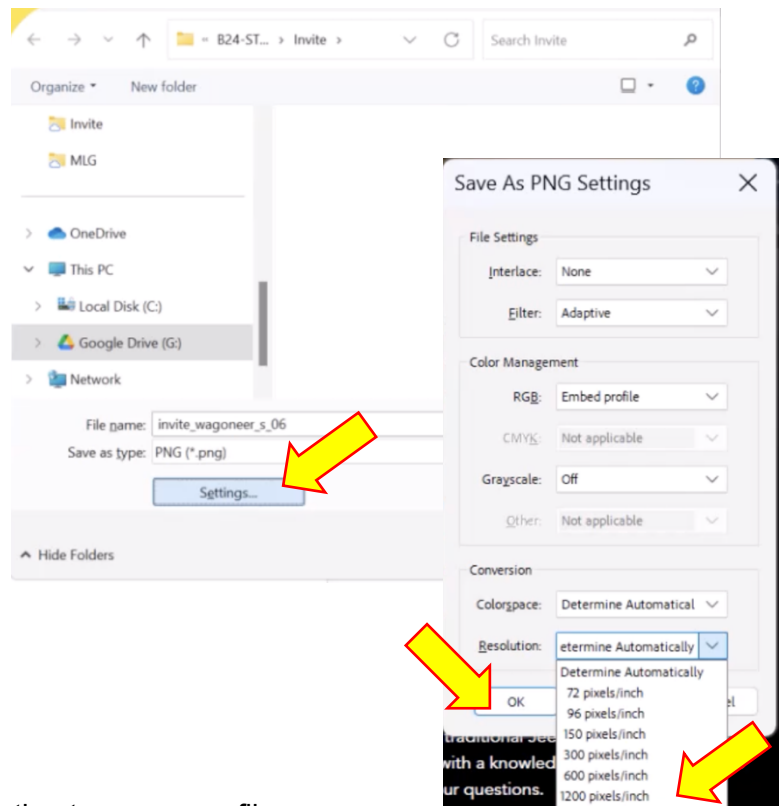
3. Once complete, **export** your final invitation.
  - Select **Export a PDF > Image > PNG**



## Invitation Customization Instructions



- From there, select the **settings** button
  - Select the **last dropdown menu** to enhance the resolution of your final image. Set to **1200 pixels/inch** and select **OK**



- Enter a file name and select a location to save your file.
- Ensure the file type is set to .PNG. Select **Save**.

